

OT FIT 75/220-240/350 D CS L

OPTOTRONIC FIT D CS L | Linear / Area Constant Current – Non dimmable



Product family features

- Supply voltage: 220...240 V
- Line frequency: 50 Hz | 60 Hz
- Line voltage: 198...264 V
- Safety and performance according to IEC 61347-1, IEC 61347-2-13, IEC 62384
- RI suppression according to CISPR 15
- Line harmonics according to IEC 61000-3-2
- Immunity according to IEC 61547
- Lifetime: up to 100,000 h (temperature at $T_c = -10\text{ °C}$, max. 10 % failure rate)
- Non-isolated drivers

Product family benefits

- Versatile scope of application due to output power range of up to 65 W
- Safety requirement due to overload, overtemperature, short-circuit protection
- High efficiency
- User flexibility with four different output currents from one driver

Areas of application

- Linear and area lighting
- Office, industrial and shop lighting
- Suitable for luminaires of protection class I

Technical data

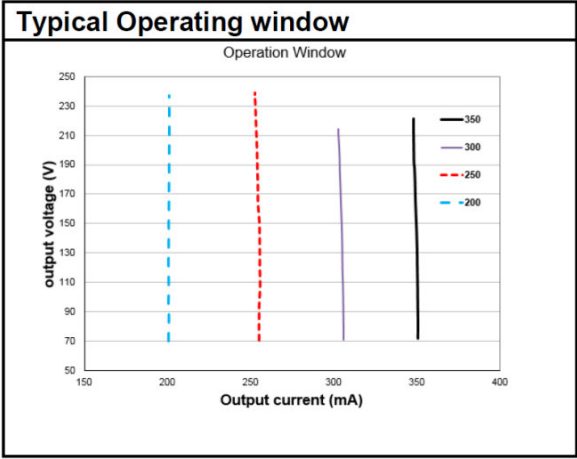
Electrical data

Nominal input voltage	220...240 V
Mains frequency	50/60 Hz
Input voltage AC	198...264 V
Current set	DipSwitch
Power factor λ	0.98
Efficiency in full-load	93 % ¹⁾
Device power loss	6.0 W
Inrush current	< 40 A ²⁾
Max. ECG no. on circuit breaker 10 A (B)	8
Max. ECG no. on circuit breaker 10 A (C)	13
Max. ECG no. on circuit breaker 16 A (B)	13
Max. ECG no. on circuit breaker 16 A (C)	22
Surge capability (L/N-Ground)	2 kV
Surge capability (L-N)	1 kV
Nominal output voltage	70...220 V ³⁾
Nominal output current	200 / 250 / 300 / 350 mA
Output ripple current (100 Hz)	< 4 %
Output PSTLM	≤1
Output SVM	≤0.4
Nominal output power	16...77 W
Maximum output power	77 W
U-OUT (working voltage)	< 250 V
Total harmonic distortion	< 10 %
Default output current	350 mA

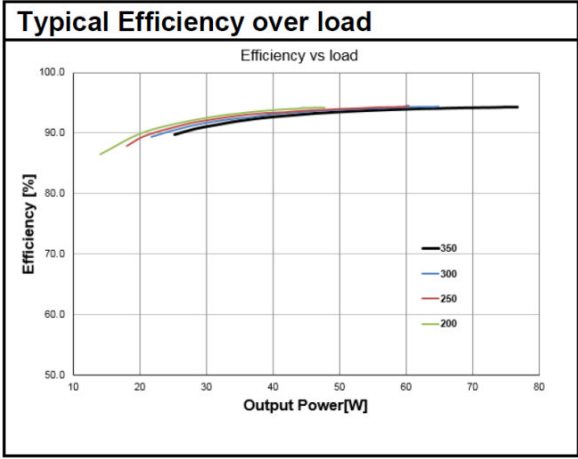
¹⁾ at 230 V, 50 Hz

²⁾ $t_{width} = 220 \mu s$ (measured at 50 % I_{peak})

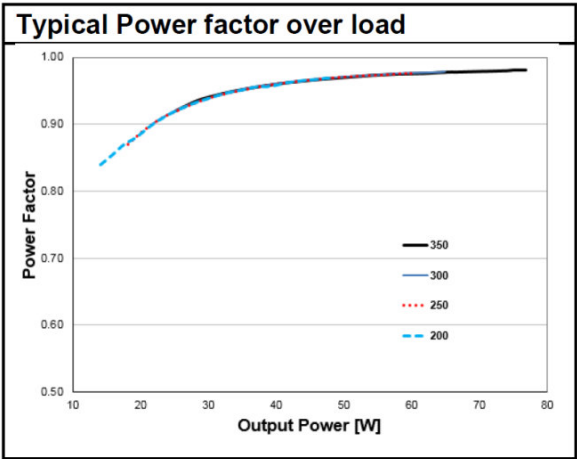
³⁾ At 200/250 mA output current / At 300/350 mA output current



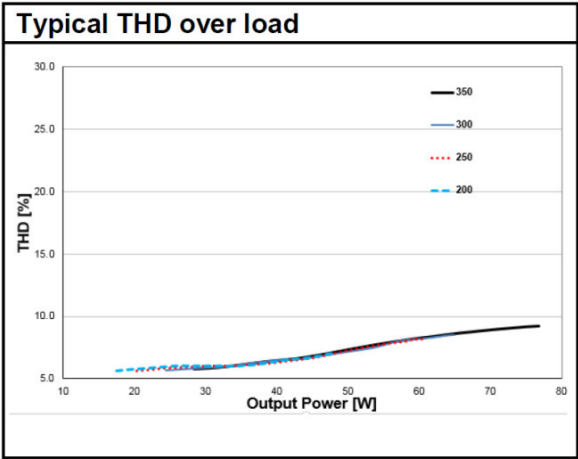
OT FIT 75220-240350 D CS L Operating Window



OT FIT 75220-240350 D CS L Typical Efficiency vs. Load (230 V 50 Hz)

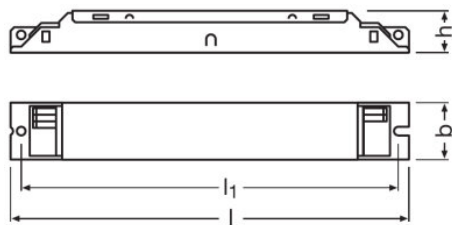


OT FIT 75220-240350 D CS L Typical Power Factor vs. Load



OT FIT 75220-240350 D CS L Typical THD Vs Load

Dimensions & weight



Mounting hole spacing, length	200.0 mm
Product weight	14000 g
Cable cross-section, input side	0.5...1.5 / 0.75...1.5 mm ^{2 1)}
Cable cross-section, output side	0.5...1.5 / 0.75...1.5 mm ^{2 1)}
Wire preparation length, input side	8.0...9.0 mm
Wire preparation length, output side	8.0...9.0 mm
Length	2100 mm
Width	300 mm
Height	210 mm

¹⁾ Solid / Flexible

Colors & materials

Casing material	Metal
-----------------	-------

Temperatures & operating conditions

Ambient temperature range	-25...+50 °C
Maximum temperature at tc test point	75 °C
Max.housing temperature in case of fault	110 °C
Temperature range at storage	-25...80 °C
Permitted rel. humidity during operation	5...85 % ¹⁾

¹⁾ Non-condensing

Lifespan

ECG lifetime	50000 / 100000 h ¹⁾
--------------	--------------------------------

¹⁾ At maximum T_c = 75°C / 10% failure rate

Capabilities

Dimmable	No
----------	----

Product datasheet

Overheating protection	Automatic reversible
Overload protection	Automatic reversible
Short-circuit protection	Automatic reversible
No-load proof	Yes
Intended for no-load operation	No
Max. cable length to lamp/LED module	2.0 m ¹⁾
Suitable for fixtures with prot. class	I
Number of channels	1

¹⁾ Output wires must be routed as close as possible to each other

Programming

Programming device	DIPswitch
--------------------	-----------

Certificates & standards

Approval marks – approval	CE / ENEC 05 / EAC / CCC / BIS / RCM
Standards	Acc. to IEC 61347-1/Acc. to IEC 61347-2-13/Acc. to IEC 62384/Acc. to IEC 61000-3-2/Acc. to IEC 61000-3-3/Acc. to IEC 61547
Type of protection	IP20


Logistical data

Commodity code	85044083900
----------------	-------------




Environmental information

Information according Art. 33 of EU Regulation (EC) 1907/2006 (REACH)	
Date of Declaration	21-07-2023
Primary Article Identifier	4062172006323
Candidate List Substance 1	Lead
CAS No. of substance 1	7439-92-1
Safe Use Instruction	The identification of the Candidate List substance is sufficient to allow safe use of the article.
Declaration No. in SCIP database	267d6688-fe0a-4b08-92aa-47525fd35f99

Download Data

File	
	User instruction OPTOTRONIC LED Power Supply

Product datasheet

	Certificates CB certificate OT FIT 35 65 75 D CS L
	Declarations of conformity OT FIT D CS L CE 3572543 121022
	Declarations of conformity OT FIT D CS L UK DoC 4294836 121022

Ecodesign regulation information:

Intended for use with LED modules.
The forward voltage of the LED light source shall be within the defined operating window of the control gear in all operating conditions including dimming if applicable.

Separate control gear and light sources must be disposed of at certified disposal companies in accordance with Directive 2012/19/EU (WEEE) in the EU and with Waste Electrical and Electronic Equipment (WEEE) Regulations 2013 in the UK. For this purpose, collection points for recycling centres and take-back systems (CRSO) are available from retailers or private disposal companies, which accept separate control gear and light sources free of charge. In this way, raw materials are conserved and materials are recycled.

Logistical Data

Product code	Product description	Packaging unit (Pieces/Unit)	Dimensions (length x width x height)	Volume	Gross weight
4062172006323	OT FIT 75/220-240/350 D CS L	Shipping carton box 20	234 mm x 161 mm x 101 mm	3.81 dm ³	2965.00 g

The mentioned product code describes the smallest quantity unit which can be ordered. One shipping unit can contain one or more single products. When placing an order, for the quantity please enter single or multiples of a shipping unit.

Disclaimer

Subject to change without notice. Errors and omission excepted. Always make sure to use the most recent release.