


ELEMENT 60/220...240/350 D CS L

ELEMENT Non SELV | Linear / Area Constant Current – Non dimmable



Product family features

- Line frequency: 50 Hz | 60 Hz
- Supply voltage: 220...240 V
- Lifetime: up to 50,000 h (temperature at T_c max. = -10 °C, max 10% failure rate)
- Non-isolated drivers

Product family benefits

- Flexible current setting (DIPswitch – 4 currents)
- Small housing for flexible luminaire designs
- High efficiency (up to 94%)
- Enhanced safety due to overload, overtemperature, short-circuit protection

Areas of application

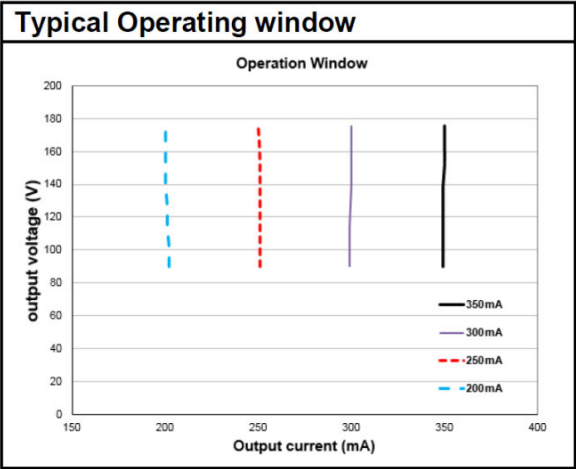
- Linear lighting for office, school and public areas
- Suitable for luminaires of protection class I

Technical data

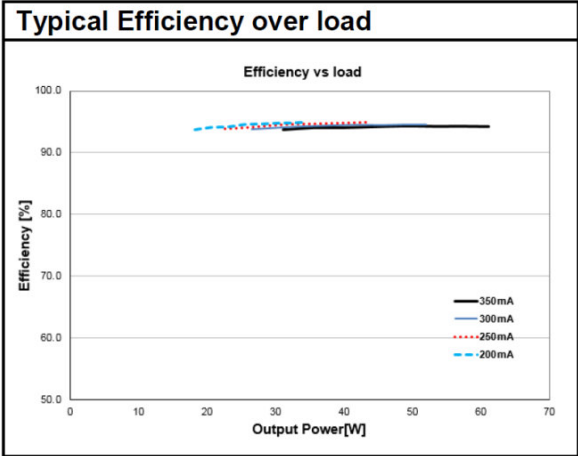
Electrical data

Nominal input voltage	220...240 V
Mains frequency	50/60 Hz
Input voltage AC	198...264 V
Current set	DipSwitch
Power factor λ	098 ¹⁾
Efficiency in full-load	94 % ²⁾
Device power loss	3.8 W ³⁾
Inrush current	18 A ⁴⁾
Max. ECG no. on circuit breaker 10 A (B)	25
Max. ECG no. on circuit breaker 10 A (C)	25
Max. ECG no. on circuit breaker 16 A (B)	40
Max. ECG no. on circuit breaker 16 A (C)	40
Surge capability (L/N-Ground)	2 kV
Surge capability (L-N)	1 kV
Nominal output voltage	90...175 V ⁵⁾
Nominal output current	200 / 250 / 300 / 350 mA ⁶⁾
Output ripple current (100 Hz)	< 30 %
Output PSTLM	≤1.2
Output SVM	≤1.1
Nominal output power	18...60 W
Maximum output power	60 W
U-OUT (working voltage)	< 250 V
Total harmonic distortion	< 10 %
Output current tolerance	±7.5 %
Galvanic isolation	Non isolated
Default output current	350 mA

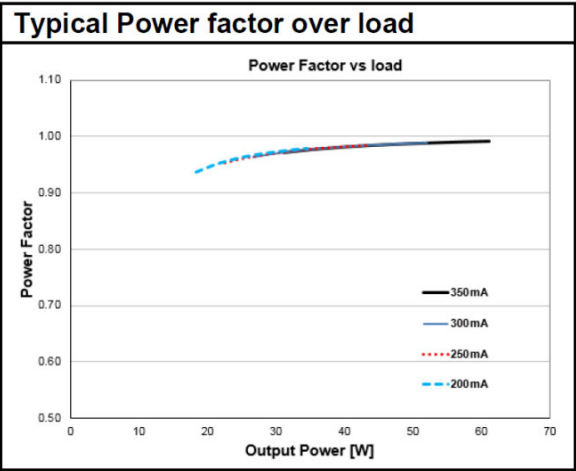
1) Full load at 230 V/50 Hz
2) at 230 V, 50 Hz
3) At 230 V, full load
4) $t_{width} = 100 \mu s$ typical (measured at 50 % I_{peak})
5) At 200/250mA / At 300/350mA
6) ±5%



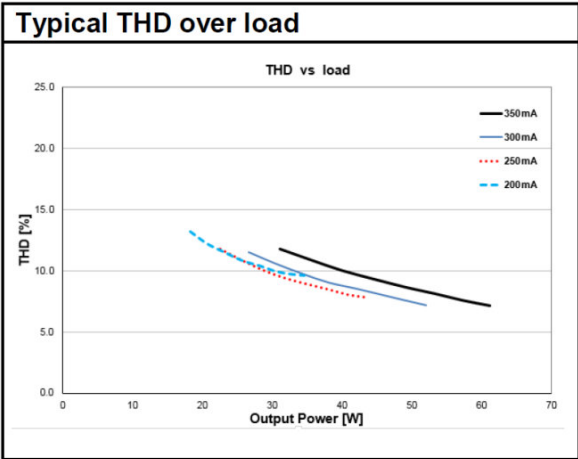
ELEMENT 60220-240350 D CS L Operating Window



ELEMENT 60220-240350 D CS L Typical Efficiency vs. Load (230 V 50 Hz)



ELEMENT 60220-240350 D CS L Typical Power Factor vs. Load



ELEMENT 60220-240350 D CS L Typical THD Vs Load

Dimensions & weight



Mounting hole spacing, length	200.0 mm
Product weight	13800 g
Cable cross-section, input side	0.5...1.5 / 0.75...1.5 mm ^{2 1)}
Cable cross-section, output side	0.5...1.5 / 0.75...1.5 mm ^{2 1)}
Wire preparation length, input side	8.5...9.5 mm
Wire preparation length, output side	8.5...9.5 mm
Length	2100 mm
Width	300 mm
Height	210 mm

¹⁾ Solid or flexible leads

Colors & materials

Casing material	Metal
-----------------	-------

Temperatures & operating conditions

Ambient temperature range	-20...+50 °C
Maximum temperature at tc test point	75 °C
Max.housing temperature in case of fault	110 °C
Temperature range at storage	-25...85 °C
Permitted rel. humidity during operation	5...85 % ¹⁾

¹⁾ Non-condensing

Lifespan

ECG lifetime	35000 / 50000 h ¹⁾
--------------	-------------------------------

¹⁾ At maximum T_c = 75°C / 10% failure rate / At T_c = 65°C / 10% failure rate

Expected Lifetime

Product name				
ELEMENT 60/220...240/350 D CS L	ECG ambient temperature [ta]	-	-	-
	Temperature at tc-point [°C]	75	-	-
	Lifetime [h]	-	-	-

Capabilities

Dimmable	No
Overheating protection	Automatic reversible
Overload protection	Automatic reversible
Short-circuit protection	Automatic reversible
No-load proof	Yes
Intended for no-load operation	No
Max. cable length to lamp/LED module	2.0 m ¹⁾
Suitable for fixtures with prot. class	I
Number of channels	1

¹⁾ Output wires must be routed as close as possible to each other

Programming

Programming device	DIPswitch
--------------------	-----------

Certificates & standards

Approval marks – approval	CE / ENEC 05 / EAC / CCC / BIS / RCM
Standards	Acc. to IEC 61347-1/Acc. to IEC 61347-2-13/Acc. to IEC 62384/Acc. to IEC 61000-3-2/Acc. to IEC 61000-3-3/Acc. to IEC 61547
Type of protection	IP20

Logistical data

Commodity code	85044083900
----------------	-------------





Environmental information

Information according Art. 33 of EU Regulation (EC) 1907/2006 (REACH)	
Date of Declaration	21-07-2023
Primary Article Identifier	4052899553118 4062172088640
Candidate List Substance 1	Lead

Product datasheet

CAS No. of substance 1	7439-92-1
Safe Use Instruction	The identification of the Candidate List substance is sufficient to allow safe use of the article.
Declaration No. in SCIP database	6dcd2fac-513d-462d-98f9-55629eeab922 d5e675fe-e62c-4ff5-b216-97a1c69f5182

Download Data

File	
	User instruction ELEMENT LED Power Supply
	Certificates ENEC certificate
	Certificates CCC certification 40W60W
	Declarations of conformity ELEMENT D CS L CE 3650284 161023

Ecodesign regulation information:

Intended for use with LED modules.
The forward voltage of the LED light source shall be within the defined operating window of the control gear in all operating conditions including dimming if applicable.

Separate control gear and light sources must be disposed of at certified disposal companies in accordance with Directive 2012/19/EU (WEEE) in the EU and with Waste Electrical and Electronic Equipment (WEEE) Regulations 2013 in the UK. For this purpose, collection points for recycling centres and take-back systems (CRSO) are available from retailers or private disposal companies, which accept separate control gear and light sources free of charge. In this way, raw materials are conserved and materials are recycled.

Logistical Data

Product code	Product description	Packaging unit (Pieces/Unit)	Dimensions (length x width x height)	Volume	Gross weight
4052899553118	ELEMENT 60/220...240/350 D CS L	Shipping carton box 20	228 mm x 138 mm x 160 mm	5.03 dm ³	3038.00 g

The mentioned product code describes the smallest quantity unit which can be ordered. One shipping unit can contain one or more single products. When placing an order, for the quantity please enter single or multiples of a shipping unit.

Disclaimer

Subject to change without notice. Errors and omission excepted. Always make sure to use the most recent release.