

DALI Sensor Coupler E

DALI Sensor Coupler E | Sensors for light management systems



Product family features

- Suitable for daylight-dependent control

Product family benefits

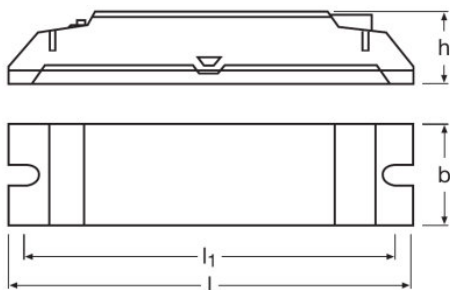
- Small housing design

Areas of application

- Connection of light and presence sensors in DALI systems
- Ceiling or independent installation via ECO CI KIT possible
- Suitable for external light and presence sensors
- Installation in industry and office luminaires
- Corridors
- Warehouses

Technical data

Dimensions & weight



Length	NaN mm
Width	NaN mm
Mounting hole spacing, length	110.0 mm

Temperatures & operating conditions

Ambient temperature range	-20...+50 °C
---------------------------	--------------

Capabilities

Dimming interface	DALI
Number of control outputs	1
Type of installation	Luminaire integration/Ceiling integration

Environmental information

Information according Art. 33 of EU Regulation (EC) 1907/2006 (REACH)	
Date of Declaration	08-09-2023
Declaration No. in SCIP database	In work




Equipment / Accessories

- Separate installation possible with ECO CI KIT
- Suitable for many OSRAM DALI control systems

Download Data

File

Product datasheet

	User instruction DALI Sensor Coupler E
	Declarations of conformity DALI COUPLER SENSOR CE 3402820 02 160823
	Installation guide 612042_Technical Instruction DALI Sensor Coupler E

Logistical Data

Product code	Product description	Packaging unit (Pieces/Unit)	Dimensions (length x width x height)	Volume	Gross weight
4052899230491	DALI Sensor Coupler E	Shipping carton box 25	200 mm x 140 mm x 147 mm	4.12 dm ³	1820.00 g

The mentioned product code describes the smallest quantity unit which can be ordered. One shipping unit can contain one or more single products. When placing an order, for the quantity please enter single or multiples of a shipping unit.

Disclaimer

Subject to change without notice. Errors and omission excepted. Always make sure to use the most recent release.