

OPTOTRONIC Phase-cut OT FIT | Compact constant current LED driver – Dimmable



- Cable clamp housing for independent mounting
- Dimmable on the leading edge and trailing edge
- Housing for independent installation

- Compatible with the most common leading-edge and trailing-edge phase dimmers
- Flexible current setting (DIPswitch – 2 to 4 currents)
- Flicker-free dimming
- Higher quality of light thanks to < 5% output ripple current
- Housing from 80% recycled plastic



Product datasheet

Areas of application

- Decorative illumination
- Downlights, flat luminaires
- Hospitality
- Living areas
- Museums, residential buildings
- Offices
- Shop lighting
- Suitable for indoor SELV installations
- Suitable for luminaires of protection class I and II

Technical data

Electrical data

Nominal input voltage	220...240 V
Mains frequency	50...60 Hz
Input voltage AC	198...264 V
Total harmonic distortion	< 20 %
Power factor λ	> 0.95 ¹⁾
Device power loss	6.0 W ²⁾
Inrush current	< 10 A ³⁾
Max. ECG no. on circuit breaker 10 A (B)	21
Max. ECG no. on circuit breaker 10 A (C)	21
Max. ECG no. on circuit breaker 16 A (B)	33
Max. ECG no. on circuit breaker 16 A (C)	33
Max. ECG no. on circuit breaker 25 A (B)	-
Surge capability (L/N-Ground)	2 kV
Surge capability (L-N)	1 kV
Nominal output voltage	27...38 V
U-OUT (working voltage)	60 V
Nominal output current	700 / 800 / 900 / 1000 mA ⁴⁾
Output current tolerance	±10 %
Output ripple current (100 Hz)	< 20 % ⁵⁾
Nominal output power	38 W ⁶⁾
Power loss in stand-by mode	<1 W
Galvanic isolation primary/secondary	SELV
Current set	DipSwitch

¹⁾ Full load at 230 V/50 Hz

²⁾ At 230 V, full load

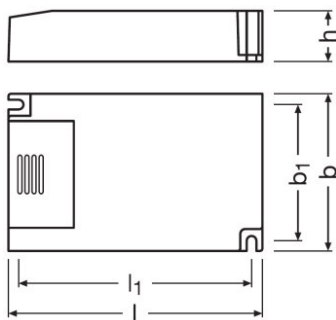
³⁾ $t_{\text{width}} = 100 \mu\text{s}$ (measured at 50 % I_{peak})

⁴⁾ ±10%

⁵⁾ 230 V, 50Hz, 50% light level for both channel

⁶⁾ Partial load 18.9...38W

Dimensions & weight



Product weight	130.00 g
Cable cross-section, input side	0.75 mm ² ¹⁾
Cable cross-section, output side	0.5 mm ² ¹⁾
Wire preparation length, input side	9.0...10.0 mm
Wire preparation length, output side	9.0...10.0 mm
Length	108.0 mm
Width	67.0 mm
Height	22.0 mm

¹⁾ Hot plug-in or secondary switching of LEDs is not permitted and may cause a very high current to the LEDs

Colors & materials

Casing material	Plastic
-----------------	---------

Temperatures & operating conditions

Ambient temperature range	-20...+50 °C
Maximum temperature at tc test point	80 °C ¹⁾
Max.housing temperature in case of fault	110 °C
Temperature range at storage	-20...80 °C
Permitted rel. humidity during operation	5...85 % ²⁾

¹⁾ Maximum at the Tc-point

²⁾ Non-condensing

Lifespan

ECG lifetime	50000 h ¹⁾
--------------	-----------------------

¹⁾ At maximum $T_c = 80^{\circ}\text{C}$ / 10% failure rate

Capabilities

Dimmable	Yes
----------	-----

Product datasheet

Dimming interface	Phase Cut ¹⁾
Dimming range	3...100 %
Dimming method	Trailing-edge phase dimmer
Overload protection	Automatic reversible
Short-circuit protection	Automatic reversible
No-load proof	Yes
Max. cable length to lamp/LED module	2.0 m ²⁾
Suitable for fixtures with prot. class	I / II
Type of connection, input side	Wago 744 or equivalent
Number of channels	2

1) Trailing edge

2) Output wires must be routed as close as possible to each other

Programming

Programming device	DIPswitch
--------------------	-----------

Certificates & standards

Approval marks – approval	CCC
Standards	Acc. to IEC 61347-1/Acc. to IEC 61347-2-13/Acc. to IEC 62384/Acc. to IEC 61000-3-2/Acc. to IEC 61000-3-3/Acc. to IEC 61547
Protection class	II
Type of protection	IP20

Logistical data

Commodity code	850440829000
----------------	--------------



Environmental information

Information according Art. 33 of EU Regulation (EC) 1907/2006 (REACH)	
Date of Declaration	21-09-2022
Primary Article Identifier	4062172080583
Candidate List Substance 1	Lead
CAS No. of substance 1	7439-92-1
Declaration No. in SCIP database	In work

Download Data

File

Product datasheet

	Declarations of conformity OT FIT TW LED CE 3761777 230322
	Declarations of conformity OT FIT TW LED UK DoC 4294122 230322

Ecodesign regulation information:

Intended for use with LED modules.
The forward voltage of the LED light source shall be within the defined operating window of the control gear in all operating conditions including dimming if applicable.

Separate control gear and light sources must be disposed of at certified disposal companies in accordance with Directive 2012/19/EU (WEEE) in the EU and with Waste Electrical and Electronic Equipment (WEEE) Regulations 2013 in the UK. For this purpose, collection points for recycling centres and take-back systems (CRSO) are available from retailers or private disposal companies, which accept separate control gear and light sources free of charge. In this way, raw materials are conserved and materials are recycled.

Logistical Data

Product code	Product description	Packaging unit (Pieces/Unit)	Dimensions (length x width x height)	Volume	Gross weight
4062172080583	OT FIT 40/220–240/1A0 TW	Shipping carton box 20	367 mm x 228 mm x 64 mm	5.36 dm ³	2779.00 g

The mentioned product code describes the smallest quantity unit which can be ordered. One shipping unit can contain one or more single products. When placing an order, for the quantity please enter single or multiples of a shipping unit.

Disclaimer

Subject to change without notice. Errors and omission excepted. Always make sure to use the most recent release.