

## QBM 220-240 LS/PD CI

QBM 220-240 LS/PD CI | Qualified Bluetooth mesh daylight and presence sensor (Office)



### Product family features

- Presence detection via passive IR element
- Detection height up to 4 meter
- Qualified Bluetooth mesh enabled by Silvair
- Works with OSRAM Hubsense
- Suitable for up to 8 DALI-2 LED drivers (Part - 207) in broadcast mode

### Product family benefits

- Ambient light dependent control and presence detection
- Shutter included to optimize sensor detection
- Simplified mounting for flush device boxes
- Large motion detection range

### Areas of application

- Open offices
- Individual offices
- Conference rooms
- Classrooms
- Storage and break areas
- Stairways
- Sanitary areas



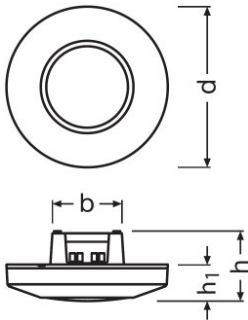
Technical data

Electrical data

Nominal voltage	220...240 V
Mains frequency	50...60 Hz
Radio frequency	2.4 GHz
Maximum TX power	+4 dBm <sup>1)</sup>
Wireless protocol	Qualified Bluetooth mesh enabled by Silvair
Wireless range	10 m line of sight
Guaranteed supply current (DALI)	16 mA
Maximum supply current (DALI)	250 mA
System wattage	100 W
Standby power	< 0.5 W
Average input current	14 mA

<sup>1)</sup> 2,512 mW

Dimensions & weight



Diameter	1050 mm
Mounting hole spacing, diagonal	68...80 mm
Height	450 mm
Product weight	18258 g
Cable cross-section, input side	1.0...2.5 mm <sup>2</sup>
Wire preparation length, input side	6...8 mm
Wire preparation length, output side	6...8 mm
Cable cross-section, output side	1.0...2.5 mm <sup>2</sup>
Length	1100 mm

Colors & materials

Product color	White
---------------	-------

Temperatures & operating conditions

Ambient temperature range	0...+50 °C
Permitted rel. humidity during operation	0...90 %
Temperature range at storage	-20...70 °C
Permitted relative humidity at storage	0...90 %
Maximum temperature at tc test point	75 °C

Lifespan

Lifespan	50000 h <sup>1)</sup>
----------	-----------------------

<sup>1)</sup> At T<sub>C</sub> max

Capabilities

Control interface	qualified Bluetooth mesh
Number of control outputs	1 <sup>1)</sup>
Number of connected drivers	8
Type of sensor	Daylight / PIR
Operating range, light sensor	10...1500 lx
Detection angle (Light sensor)	+/- 30°
Detection angle (PIR)	+/- 55°
Maximum installation height	4 m
Dimmable	Yes
Compatibility	Works with OSRAM HubSense
Status Indicator	Blue: Network status <sup>2)</sup>
Control output	DALI-2
Detection angle	90 °
Reset	Manual
Dimming interface	DALI-2
Type of installation	On-top ceiling mounting
Number of supported push buttons	4

<sup>1)</sup> DALI-2 LED Driver (Part-207), broadcast

<sup>2)</sup> see additional product information

Certificates & standards

Approval marks – approval	CE / ioXT / PSA
Standards	Acc. to EN 55015 / Acc. to EN 61347-2-11 / Acc. to EN 61547 / Acc. to EN 62479 / Acc. to ETSI EN 300 328 / Acc. to ETSI EN 301 489-17 / Acc. to ETSI EN 301 489 - 1 / Acc. to EN 61347-2-1 / IEC 62386-101 / IEC 62386-103 / EN 62493
Type of protection	IP20

Logistical data

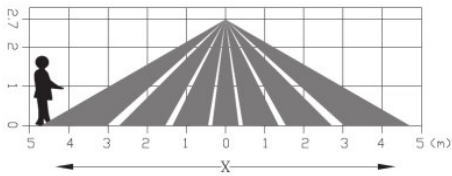
Commodity code	85371098990
----------------	-------------

Environmental information

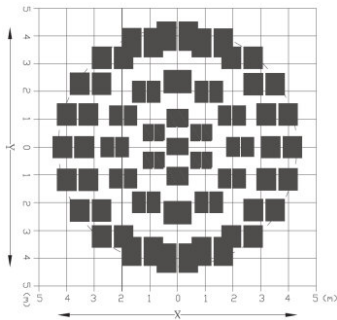
Information according Art. 33 of EU Regulation (EC) 1907/2006 (REACH)	
Date of Declaration	30-06-2023
Primary Article Identifier	4062172161145
Candidate List Substance 1	Lead
CAS No. of substance 1	7439-92-1
Safe Use Instruction	The identification of the Candidate List substance is sufficient to allow safe use of the article.
Declaration No. in SCIP database	65741eb3-482b-4631-ab84-d43ec72c9b9c

Equipment / Accessories

- Surface and recessed ceiling integration via QBM 220-240 LS/PD CM KIT

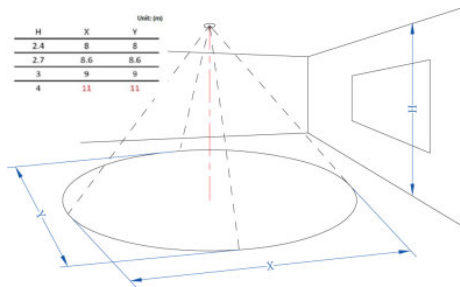


Detection patter X direction QBM 220240 LSPD

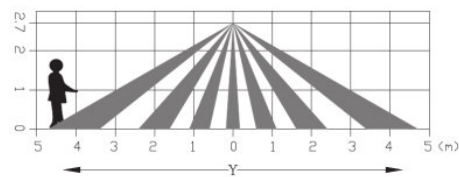


Detection pattern height QBM 220240 LSPD

Product datasheet



Detection area vs height QBM 220240 LSPD CI





Detection pattern Y direction QBM 220 240 LSPD CI

Additional product information

- This device is not allowed to be connected with other DALI Bus power supplies on the same line.
- The maximal total wire length to all connected push buttons must not exceed 10 m.
- By integrating the device into a casing the wireless range could be affected, in particular by metal surfaces. Therefore, the wireless range needs to be verified after integration.
- The device could be reset to factory default by pressing the reset button for longer than 10 sec.
- If the device is not connected to a network, it will take approximately 30 seconds for it to appear as an available device after it is powered on.
- The status LED of the device indicates the following network status. Fast blinking: Not connected to a network. Slow blinking: Connected to a network.
- The device has passed successfully the SILVAIR Testing process.
- The device can be put into operation using the OSRAM HubSense Commissioning Tool (<https://platform.hubsense.eu>), subject to prior acceptance of the Terms of Use and the Privacy Policy.
- OSRAM may terminate or suspend the use of the HubSense Commissioning Tool at any time and for any or no reason in its sole discretion, even if access and use is continued to be allowed to others.
- The device complies with Bluetooth mesh Standard v1.0. It can also be used in 3rd party Bluetooth mesh network, that complies with this standard and that supports the mesh models of this device, and with certain 3rd party commissioning tools, that support the mesh models of this device. In order to ensure correct interoperability a verification with the 3rd party network components and the 3rd party commissioning tool is necessary in advance. Please contact OSRAM ([support@hubsense.eu](mailto:support@hubsense.eu)) to receive the actual list of supported models for this device.
- OSRAM shall have no liability for any 3rd party commissioning tool and does not make any representations, express or implied, about the availability and/or performance of such commissioning tool.
- OSRAM shall have no liability for and does not make any representations, express or implied, about the connectivity of OSRAM QBM products with any other products, that have passed the SILVAIR Testing process.

Download Data

File	
	User instruction QBM 220-240
	Declarations of conformity QBM 220 240 LS PD HB CI CE 4256868 03 160823

Product datasheet

	Declarations of conformity QBM 220 240 LS PD HB CI UK DoC 4283210 01 180923
---	--

Logistical Data

Product code	Product description	Packaging unit (Pieces/Unit)	Dimensions (length x width x height)	Volume	Gross weight
4062172161145	QBM 220-240 LS/PD CI	Shipping carton box 24	525 mm x 390 mm x 215 mm	44.02 dm <sup>3</sup>	6594.00 g

The mentioned product code describes the smallest quantity unit which can be ordered. One shipping unit can contain one or more single products. When placing an order, for the quantity please enter single or multiples of a shipping unit.

Disclaimer

Subject to change without notice. Errors and omission excepted. Always make sure to use the most recent release.