

# Cube PX Wide Beam



## Wide Beam Pattern

For a large-area and particularly wide light distribution



## 1500 to 4500 Lumens

Selection of 4 different power levels per beam pattern



## Matrix Portfolio

A vehicle-specific lighting set-up can be put together individually. Mix & match. Vary and combine



## IP & IK protection classes

Tested and validated in a DIN-certified environmental simulation laboratory regarding extreme external influences such as water, dust, shocks, impacts, heat, cold, permanent vibrations and many more

## Professional light for professional work

With the OSRAM LEDriving Professional Series PX working lights portfolio, it is now possible to find exactly the right lighting for a wide range of special professional tasks and applications. The 16 working lights in total score points with maximum optical efficiency, effectiveness, and homogeneous light distribution. The modular series focuses on the most important aspects of worklight use: Illumination, performance, quality, shape, durability, functionality, and thus can also result in increased safety at work for you and others. The optimal factors can be selected and prioritized for each corresponding application; thus, with these high-performance lights, a complete vehicle-specific lighting set-up can be put together, that this is perfectly applicable to the respective individual requirements and needs. The working lights are suitable for 12V and 24V vehicles and a total of four beam patterns - Flood, Spot, Wide and Ultra-Wide - and four power levels - 1500lm, 2500lm, 3500lm and 4500lm - are available for each light. In addition, they can be mounted in three different ways: Direct mounting, flexible standard mounting, and heavy-duty mounting. Additionally, OSRAM has developed specially designed mounting kits and a cable with DT-connector. Validated according to the highest IP & IK protection classes IP6K8 & IP6K9K and CISPR25 Class 5, the Professional Series is designed to meet the highest OE standards and requirements of the



automotive industry. OSRAM provides a 5-year guarantee on these products<sup>1)2)</sup>

1) Additional working lights without ECE approval for use as work lights are approved for use on any vehicle according to German Road Traffic Licensing Regulations (StVZO) §52 (7). However, they must not be used and switched on while driving. In addition, individual special regulations, and laws of countries outside Germany must be observed.

2) For precise conditions refer to: [www.osram.com/am-guarantee](http://www.osram.com/am-guarantee)

Product family datasheet

Technical data

|                                 | Product information                         | General Product Information | Electrical Data |                 |
|---------------------------------|---|-----------------------------|-----------------|-----------------|
| Product description             | Application (Category and Product specific) | Global order reference      | Nominal voltage | Nominal wattage |
| Cube PX 2500 WIDE LEDPWL 104-WD | Working light application                   | LEDPWL 104                  | 12/24 V         | 27 W            |
| Cube PX 3500 WIDE LEDPWL 105-WD | Working light application                   | LEDPWL 105                  | 12/24 V         | 33 W            |
| Cube PX 4500 WIDE LEDPWL 106-WD | Working light application                   | LEDPWL 106                  | 12/24 V         | 45 W            |
| Cube PX 1500 WIDE LEDPWL 114-WD | Working light application                   | LEDPWL 114                  | 12/24 V         | 15 W            |

|                                 | Photometric Data      | Capabilities | Certificates & standards |  |
|---------------------------------|-----------------------|--------------|--------------------------|--|
| Product description             | Nominal luminous flux | Technology   | Type of protection       | Standards                                  |
| Cube PX 2500 WIDE LEDPWL 104-WD | 2500 lm               | LED          | IP6K8/IP6K9K             | ECE R10 / CISPR25 / CLASS 5 / FCC part 15b |
| Cube PX 3500 WIDE LEDPWL 105-WD | 3500 lm               | LED          | IP6K8/IP6K9K             | ECE R10 / CISPR25 / CLASS 5 / FCC part 15b |
| Cube PX 4500 WIDE LEDPWL 106-WD | 4500 lm               | LED          | IP6K8/IP6K9K             | ECE R10 / CISPR25 / CLASS 5 / FCC part 15b |
| Cube PX 1500 WIDE LEDPWL 114-WD | 1500 lm               | LED          | IP6K8/IP6K9K             | ECE R10 / CISPR25 / CLASS 5 / FCC part 15b |







|                                 | Logistical data | Environmental & Regulatory Information<br>Information according Art. 33 of EU Regulation (EC) 1907/2006 (REACH) |                        |  |
|---------------------------------|-----------------|---|------------------------|--|
| Product description             | Commodity code  | Candidate list substance 1  | CAS No. of substance 1 | Safe use instruction   |
| Cube PX 2500 WIDE LEDPWL 104-WD | 85122000900     | Lead  | 7439-92-1              | The identification of the Candidate List substance is sufficient to allow safe use of the article. |
| Cube PX 3500 WIDE LEDPWL 105-WD | 85122000900     | Lead  | 7439-92-1              | The identification of the Candidate List substance is sufficient to allow safe use of the article. |

Product family datasheet

|                                 | Logistical data | Environmental & Regulatory Information<br>Information according Art. 33 of EU Regulation (EC) 1907/2006<br>(REACH) |                           |  |
|---------------------------------|-----------------|--|---------------------------|--|
| Product description             | Commodity code  | Candidate list<br>substance 1  | CAS No. of substance<br>1 | Safe use instruction   |
| Cube PX 4500 WIDE LEDPWL 106-WD | 85122000900     | Lead   | 7439-92-1                 | The identification of the Candidate List substance is sufficient to allow safe use of the article. |
| Cube PX 1500 WIDE LEDPWL 114-WD | 85122000900     | Lead   | 7439-92-1                 | The identification of the Candidate List substance is sufficient to allow safe use of the article. |

| Product description             | Declaration no. in<br>SCIP database  |
|---------------------------------|--------------------------------------|
| Cube PX 2500 WIDE LEDPWL 104-WD | 6b94047a-3fb9-47a2-a467-e9dbf7e1d008 |
| Cube PX 3500 WIDE LEDPWL 105-WD | dbfeff72-146b-46d8-863c-657a9453eb68 |
| Cube PX 4500 WIDE LEDPWL 106-WD | 225c59a7-4561-43f7-9d5c-454d9d93d97e |
| Cube PX 1500 WIDE LEDPWL 114-WD | 38326188-6a1c-4499-b99a-ea626da0cebc |

Download Data

| File  |  |
|---|--|
|  | User instruction<br>LEDriving PROFESSIONAL WORKING LIGHTS                            |
|  | User instruction<br>GPRS_Safety symbols instructions                                 |
|  | Movie application<br>LEDriving D and W Image Video Bringing light to life (EN)       |
|  | Movie application<br>LEDriving Driving and Working Lights Reference Video (EN)       |
|  | Movie application<br>OSRAM LEDdriving and working lights Imagefilm (EN)              |
|  | Movie application<br>OSRAM Quality Testing LEDriving working and driving lights (EN) |

Safety advice

For detailed application information, please refer to the product data sheet and the user instruction

Legal advice

1) Additional working lights without ECE approval for use as work lights are approved for use on any vehicle according to German Road Traffic Licensing Regulations (StVZO) §52 (7). However, they must not be used and switched on while driving. In addition, individual special regulations, and laws of countries outside Germany must be observed.2)For precise conditions refer to: [www.osram.com/am-guarantee](http://www.osram.com/am-guarantee)

Application advice

For more detailed application information and graphics please see product datasheet.

Disclaimer

Subject to change without notice. Errors and omission excepted. Always make sure to use the most recent release.